

User Guide










powered by
 doubledutch

Getting Started

- 1 Download IRmeet**
 Search for IRmeet in the **App Store** or **Google Play** or use the links provided on www.IRmeet.com, where you can also access the **HTML5** version of the app (for Blackberry, Windows Mobile, laptop). We recommend using an iOS or Android device (ideally a tablet) for an optimal app experience.
- 2 Login**
 Access to the app contents is **exclusively for registered attendees**. Use the username (your e-mail address) and password you have previously received. Should you have problems in accessing the app, please contact app@irmeet.com.
- 3 Verify your profile info**
 The first time you access the app (on iOS and Android) you will be prompted to **verify if your profile details are correct**. If you are using the HTML5 version of the app, just click on Profile, then Settings to verify / update your contact information.
- 4 Link your social media profiles**
 Share your **social media profiles** with the other attendees. On iOS, tap on the ≡ icon and then on your name to access your profile. You can access the Edit profile section from the wheel icon on the top right. On Android, tap on Settings (from the overflow menu).

Discover IRmeet

-  **Activity Feed**
 - Discover the latest posts, comments, and more from other participants in real time
-  **Agenda**
 - Explore the full agenda of the event. Read abstracts and detailed information for each session
 - Browse sessions by type by tapping on Filter on the top right
 - Post questions to presenters and share tweets and pictures to your social media profiles in the Activity tab (NB: please use the Discussions section instead for roundtable discussions)
-  **Attendees**
 - Find attendees sharing your interests, by tapping on Filter on the top right
 - Open individual profiles and swipe left and right to see expertise, interests, social profiles, etc.
 - Connect with attendees by sending them an e-mail directly from the app
 - See all the updates from an attendee and tap on Follow to receive notifications for his/her posts
-  **Discussions**
 - Read insights and ideas from your peers and from other discussions in the Activity tab
 - Like and comment on posts from other attendees
-  **Speakers**
 - Get detailed information about speakers and their sessions
 - Connect with them through their profile in the app and on social media
-  **Surveys & Live Polls**
 - Participate in surveys and polls during the day and give your feedback at the end of the event
-  **Search**
 - Search participants, sessions, discussions and more by keywords (e.g. company, job title)

Discover more functionalities and start networking with attendees:
install IRmeet on your device now!

Contact Us

Please contact our support team at app@irmeet.com for questions, doubts, issues, and suggestions.